



CONTEMPORARY DESIGN

WINDOWS AND PATIO DOORS

LINCOLN
WINDOWS





Form Meets Function

Contemporary Lincoln products allow architects, builders and homeowners to showcase detailed and uncluttered design aesthetics in their signature styles.

We work in conjunction with our dealer network to better accommodate their clients' need for both cosmetic appeal and product performance. The result of this collaboration is a smart, chic contemporary look with excellent thermal performance options and worry-free operation.





Energy Efficient Glazing Options

Lincoln Windows and Doors offer multiple glazing options to keep your family comfortable while still providing stunning curb appeal.

- Intelligent 366/Neat glass controls heat gain better and is lower maintenance with self-cleaning glass.
- Experience excellent thermal comfort with Lincoln's most energy conscious glazing option, Triple Pane Glass.
- Proven Endur IG spacer system helps minimize indoor condensation and is backed with a 20-year factory warranty.
- Preserve Film protects glass during the shipping and construction phases of a project.





CALL: 800.967.2461

CASEMENT & AWNING WINDOWS

Lincoln casement and awning windows naturally offer a minimal, sleek design emphasizing natural light and thermal performance. Available in a wide variety of sizes and options, these windows are the perfect compliment to your home's aesthetics.


Casement & Awning

- Available in large operating and stationary sizes
- Contempo Hardware option in 7 finishes
- Optional retractable screen with concealed tracks and housing
- High performance grade (PG) ratings for structural load and air & water infiltration resistance
- NEW Square Sash Clad Option
- Available in two sash thickness: 1-3/4" and 2-1/4"



Square Glazing Bead & SDL Bars

- Clean and modern interior design detail
- Similar appearance to aluminum or steel windows
- Simulated Divided Lights in multiple thicknesses 5/8", 7/8" or 1 1/8"
- Virtually limitless grille configurations





CALL: 800.967.2461

DIRECT SET WINDOWS

Lincoln direct set windows, with their narrow frame profiles, are ideal for allowing natural light into your home. Small or large, they add a distinct, complimentary component to any design. The corner window helps you take your designs to the next level and allows you to capitalize further on the expansive views it offers.



Corner Windows & Direct Sets

- Narrow and strong framing to maximize glass area
- 2 contemporary interior glazing stop solutions
- Complete geometric and radius shape selection
- Factory assembled 90° corner window with minimal 3-1/8" corner post

Square Stop - Direct Set

- Reduces traditional 'step down' wood stops
- 5/8" tall stop for clear sight lines to exterior
- Visible with casing applied to frame
- Popular choice when mulling to operating units



Square Stop

Full Stop - Direct Set

- Creates a crisp 'disappearing glass' appearance
- Available for up to 6 1/8" jamb products
- Casing application can cover frame with minimal reveal
- Flat shelf appearance similar to store front products



Full Stop



CALL: 800.967.2461

PATIO DOORS SYSTEMS

Swing doors are both attractive and functional. They come in sizes up to 10' in height, which can create a wall of light in a room and blur the transition between indoor and outdoor areas.

Swing Patio Doors

- Stile width options available: $3\frac{3}{8}$ " , $4\frac{13}{16}$ " & 6"
- Two panel thickness options: 1 $\frac{3}{4}$ " & 2 $\frac{1}{4}$ "
- Numerous sizing and operational configurations
- Stylish lever handles and finish colors
- Secure 3-point & 5-point locking hardware



Dallas Handle

Slide patio doors allow you to really appreciate your views without imposing on the furniture or accessories within the room when operating. Combined with the narrowest door stiles that we offer, they can allow a vast expanse of light into a room's interior.

Slide Patio Doors

- Stile width options available: 2 $\frac{1}{2}$ " , 3 $\frac{3}{8}$ " & 4 $\frac{13}{16}$ "
- Adjustable and durable tandem rollers
- Trouble-free operating panels stack neatly over stationary panels
- Factory set-up assemblies for quality installations



Contempo Handle



CALL: 800.967.2461

PATIO DOORS SYSTEMS

Folding patio doors set the benchmark for those striving for large opening vistas when operated, while holding inclement weather at bay when closed and sealed. Ideal for high-end residential or light-commercial applications.

Folding Patio Doors

- Panels 1¾" thick up to 9' tall and 2¼" thick up to 10' tall available
- Up to eight panels wide - maximum 24' overall width
- Screens and shade system available
- Stile width options 3⅜" & 4⅜"
- Conveniently fold and store outward
- Weatherproof sill system standard - Optional recessed floor channel available



The Lincoln Multi-Slide Doors are ideal for those looking for a dramatic and seamless transition from your indoor and outdoor living spaces. Expansive opening widths, multiple sill styles, panel options and configurations make this a versatile and custom highlight for any project.

Multi-Slide Patio Doors

- Panels 1¾" thick up to 9' tall and 2¼" thick up to 10' tall available
- Stacking or pocketing systems
- Quiet and smooth rollers
- Unidirectional and Bi-Parting up to 10 panels wide and 38' in width



EXTERIOR COLORS






We offer eight standard colors, thirty-eight feature colors, seven spray-on anodized colors and have the ability to match from a customer's sample.

All of our standard, feature and custom color options are painted to AAMA 2605 performance requirements. AAMA 2605 high performance paint is the preferred choice of designers and architects demanding 20-year warranties. Exceptional color retention and minimal chalking are leading characteristics of this premium paint finish.


Standard Colors - AAMA 2605



Feature Colors - AAMA 2605



Spray-On Anodized Colors - AAMA 2604



Custom Colors - AAMA 2605



Color swatches are affected to some degree by the type of light in which they are viewed and the age of the swatch itself. Occasionally there may be a slight difference between the color or sheen of the chip and the actual color when applied. Colors and finishes were reproduced as accurately as printing techniques permit.







When only the best will do.

Choose Lincoln for your new construction, remodeling or even light commercial projects. With over 75 years of manufacturing experience built into every unit, we engineer our windows and patio doors for visual appeal as well as outstanding performance. In addition, Lincoln backs it up with exceptional customer service before and after the sale.

We are continually expanding our list of products, options and accessories. Check us out online for the latest offerings in the building industry. We are confident that we have the perfect windows and patio doors to harmonize with your ideas and designs.



Additional information on our products and options can be found at an authorized Lincoln dealer or online at lincolnwindows.com.



Committed to protecting and preserving the environment.

Lincoln Windows is committed to environmental stewardship. As responsible corporate citizens, we are dedicated to manufacturing energy efficient products and managing our resources in a manner that reduces our impact on the environment.



We are always investing in our future through valuable educational opportunities.



Lincoln Windows is an ENERGY STAR® Partner.



Many of our products carry certification by the National Fenestration Rating Council (NFRC).



Lincoln products carry an extensive warranty. Ask your dealer for complete information.



Lincoln Wood Products, Inc.
1400 W. Taylor Street • P.O. Box 375
Merrill, Wisconsin 54452-1355
800-967-2461 • Fax: 715-536-9783
www.lincolnwindows.com